

Extremely durable HDPE belt

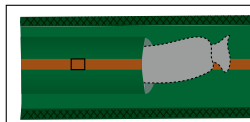
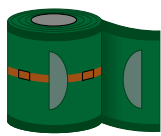
(silage gravel bags not included)

jbs barriereschlauch: oxygen barriers minimize the amount of oxygen getting into the silage after opening – for the best result apply evenly spaced barrier protection belts.

Application

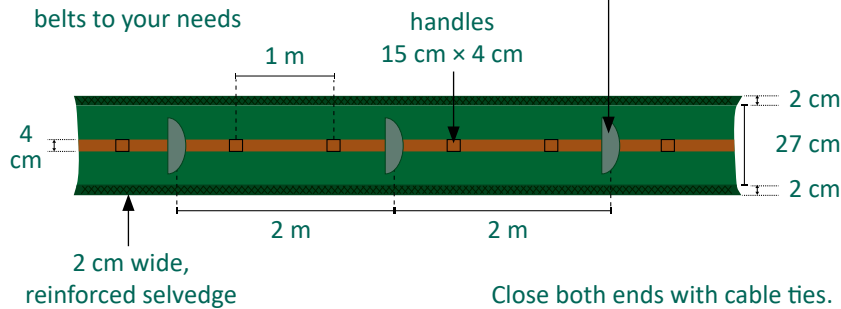
Cut off the belt to fit the width of the silo and close the ends with cable ties. Lay **jbs barriereschlauch** across the silo and fill it with silage gravel bags at the slopes. Where necessary, cover top of the silo closely with silage gravel bags. When removing the silage, leave the belt behind the cutting edge as long as possible to minimise air intake and thus spoilage of the silage.

jbs barriereschlauch – install oxygen barriers very quickly



insert silage gravel bag into the opening

total length: 50 metres per roll in order to enable you to tailor belts to your needs



At a glance

- 50 m per roll
- openings every 2 metres, for all common types of silage gravel bags
- guaranteed UV-resistance: 7 years
- erect barrier at least every 5 metres, if possible every 2.5 metres

